

Biotech Booster Applicant Information

Contents

General information	3
Biotech Booster program	3
Subsidy scheme & criteria	3
2026 Subsidy Round	4
Project roadmap and required project maturity levels for application to Level 1 and Level 2	4
Thematic clusters	5
Information and instructions for Level 1 (Proof-of-Principle) applicants	7
Background of the application and selection process	7
Application instructions	7
Step 1: Pre-application	7
Step 2: Submission 1st version application form and preparations for project video	8
Step 3: Submission final application form and project video	10
Step 4: Preparation of submission documents and submission to DUS-I	11
Information and instructions for Level 2 (Proof-of-Concept) applicants	14
Background of the application and selection process	14
Application instructions	14
Step 1: Pre-application	14
Step 2: Submission application documents	15
Step 3: Interview by Biotech Booster Panel	17
Step 4: Pitch to Panel of Entrepreneurs	19
Step 5: DUS-I preparation and submission	21
Instructions for submitting application documents	23
Instructions for reducing the size of project videos	23
Annex 1: Thematic Cluster descriptions	25
TC 1: Industrial Biotechnology & Production	25

TC 2: Agriculture & Food.....	25
TC 3: ATMPs , Biopharmaceuticals & Associated Enabling Technologies	26
TC 4: Diagnostics & Services	27
TC 5: Vaccines, Small Molecules, Discovery & Development Platforms	27

General information

Biotech Booster program

The Biotech Booster program aims to ensure that new scientific discoveries in biotechnology are more effectively translated into societal benefits, while also strengthening the Dutch research, development, and innovation ecosystem. Within the Biotech Booster program, early-stage innovation projects are supported in their road to valorization. During the whole of the program, projects get access to the right network and expertise to accelerate the commercialization of their idea.

Financial support is given to 2 types of projects: early stage Proof-of-Principle project (Level 1) and projects that are considered more mature, our so-called Proof-of-Concept projects (Level 2).

- ✓ The Level 1 Proof-of-Principle subsidy is an activity based funding up to €200.000,-. The maximum project duration is 2 years. The subsidy is meant to be used to test and determine the practical feasibility of an idea and develop a business case. The subsidy does not cover the costs for IP and permanent personnel.
- ✓ The Level 2 Proof-of-Concept subsidy is a milestone based funding up to €1.300.000,-. The maximum project duration is 2 years. The subsidy is meant to be used to test and develop proof that a certain idea can be implemented and to set up a business plan. Additionally, personnel costs up to €600.000 can be funded by the subsidy.

In the “*Project roadmap and required project maturity levels for application to Level 1 and Level 2*” section you can find more information about at what a stage a project can apply for Level 1 or Level 2 funding.

Subsidy scheme & criteria

The Biotech Booster program is funded by the National Growth Fund. The Proof-of-Principle (Level 1) and Proof-of-Concept (Level 2) subsidies are granted in collaboration with the Ministry of Education, Culture and Science of the Netherlands (OCW) and Implementing Agency for Grants to Institutions (DUS-I). All applications will be evaluated and selected by Biotech Booster, and only those receiving a positive selection advice may proceed to submit their project to DUS-I via a portal opening from Q2 to Q3 2026. DUS-I will then determine whether the project application aligns with the subsidy scheme and, if eligible, officially award the subsidy for the project. DUS-I and the Ministry

of OCW are responsible for the legal framework, therefore, more information on the subsidy scheme and criteria can be found on <https://www.dus-i.nl/subsidies/biotech-booster>.

2026 Subsidy Round

We are currently preparing for a new subsidy round. Please note that we are moving forward on a preliminary basis. For this subsidy call a pre-application is mandatory. You may submit your project pre-application before December 1, 2025. It is expected that selected projects can submit a grant application via DUS-I in Q2-Q3 of 2026. Please review the “*Information and instructions for Level 1 (Proof-of-Principle) applicants*” and “*Information and instructions for Level 2 (Proof-of-Concept) applicants*” sections in this document for more information about the application and selection process.

Project roadmap and required project maturity levels for application to Level 1 and Level 2

To be able to guide projects the most effectively based on their needs and maturity, the Biotech Booster team uses the Innovation Readiness level model of the KTH Innovation [©KTH Innovation - licensed under Creative Commons-license: CC BY-NC-SA 4.0 - kthinnovationreadinesslevel.com- KTH Innovation Readiness Level™]. This tool is developed to facilitate the assessment of the development status and planning of suitable next steps in innovation projects and new business ventures.

As we work with 5 biotechnology themes (Industrial Biotechnology & Production; Agriculture & Food; ATMP's, Biopharmaceuticals & Associated Enabling Technologies; Diagnostics; Vaccins, Small Molecules, Discovery & Development Platforms) not all criteria might be applicable for each biotech innovation. For our health, pharma & diagnostics related projects, internationally validated frameworks [[A Framework for Innovation in Healthcare - EIT Health](#)] are used to elaborate on the readiness levels when relevant.

For Proof-of-Principle projects to enter our program we expect them to start at an early stage of innovation development, corresponding to KTH IRL 2-3. Projects at this stage have formulated their technology, identified potential markets, with an initial understanding of business opportunities and intellectual property. Basic competencies and team are in place.

When your Proof-of-Principle project has entered our program (hereafter: Level 1), the focus of the activities will be on taking your innovation further on the project roadmap. Guided by a Biotech Booster business development team, you will be working on e.g. market feedback, validation of critical functions in the lab, developing the outlines of your business model and intellectual property strategy.

By the end of Level 1, projects have validated their technology in the lab, gained insights in users and/or customers and outlined a viable business model, technology roadmap and IP strategy. A committed project leader is in place, key competencies are secured, and preparations for next-stage funding are underway.

To enter level 2 (Proof-of-Concept) we expect projects, either new or after level 1, to be at an (KTH) IRL of 4-5. A panel of entrepreneurs must be convinced that the project is innovative, can deliver societal and commercial impact, and that the team can make it investable within two years.

When admitted to the program, level 2 projects will be guided by experienced entrepreneurs from the Biotech Booster Pool of Entrepreneurs. The team will be working on validating key assumptions and market feedback for the business model, strengthening IP strategy and business value, to prepare for further development and potential investment and/or scale out.

After a successful level 2, the Biotech Booster team guides the project towards a relevant transaction or scale-out, such as the founding of a start-up, a license deal or an asset sale (Level 3).

Thematic clusters

Biotech Booster operates on a national level through a central office and 39 business- and impact developers spread over 20+ knowledge institutes in The Netherlands. We distinguish between 5 Thematic Clusters (TC's) that each represent specific biotech focus areas. Within these clusters – or communities – we bring together knowledge institutes, scientists and the biotech industry to join forces and ensure that the benefits of biotechnology will have more and faster impact on society.

Each (potential) project will be guided by one of the TC's (TC 1: Industrial Biotechnology & Production; TC 2: Agriculture & Food; TC 3: ATMPs, Biopharmaceuticals & Associated Enabling Technologies; TC 4: Diagnostics & Services; and TC 5: Vaccines, Small Molecules, Discovery & Development Platforms). To help you understand in which TC your project idea fits best, we provide TC descriptions and example technologies in "*Annex 1: Thematic Cluster descriptions*" to this document. In addition, [on the TC pages](#)



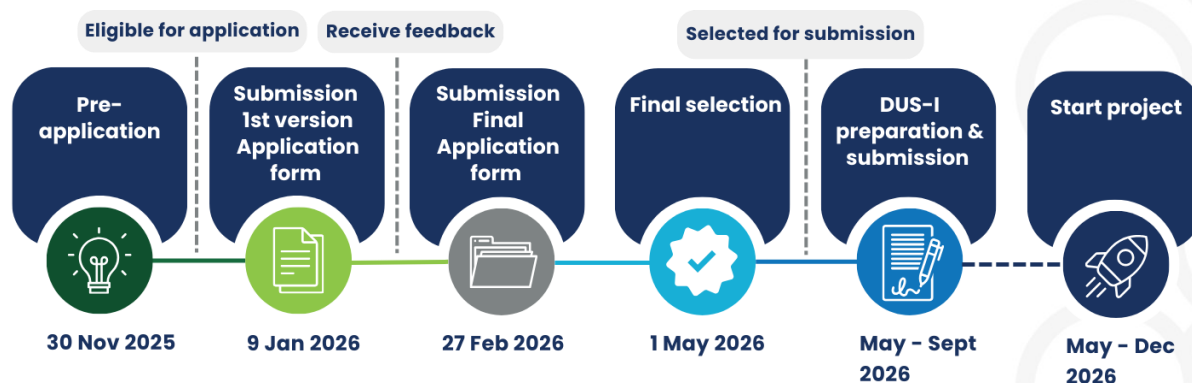
[on our website](#) you can view projects that were granted in previous subsidy rounds within each TC. When completing the pre-application form we ask you to select a TC. Please note that your selection of the TC will be used only for procedural purposes and has no influence on your application.



Information and instructions for Level 1 (Proof-of-Principle) applicants

Background of the application and selection process

The application for a Level 1 Proof-of-Principle project will include 4 steps. The first step is completing the mandatory pre-application form. When your project is considered eligible for application to our program, you should submit a first version of your application form before the 9th of January. You will have the opportunity to improve your application based on the feedback of Biotech Booster business or impact developers, which you will receive by the 13th of February. Your final application will be assessed by one of our Thematic Clusters after which a final selection will be made by the Thematic Cluster taking into account the advice of an Impact Assessment panel. Selected projects will be able to submit their grant application to DUS-I.



Application instructions

In the sections below we provide step-by-step instructions to guide you through the application and selection process. We recommend that you read the information of all steps before you start with the (pre-)application process to make sure that you know what is expected from you during each step and to plan accordingly, especially for the steps where signatures or final checks are required from specific people in your organization.

Step 1: Pre-application

Deadline: 30th of November 2025, 23:59

For this subsidy call a pre-application is mandatory. We use the information provided in the pre-application form to check whether your project idea fits with the objectives of the

Biotech Booster subsidy scheme. Based on the submitted pre-applications we will assign a business or impact developer to each project idea to give advice during the next steps. We recommend that you prepare yourself before you start the completion and submission of the pre-application form.

Required actions

1. Make sure your project idea meets the formal subsidy requirements as mentioned by DUS-I. For more information you can review the “Subsidy scheme & criteria” section above and this webpage <https://www.dus-i.nl/subsidies/biotech-booster>.
2. Make sure that Level 1 of the Biotech Booster program fits best with your project idea. You can review the “*Project roadmap and required project maturity levels for application to Level 1 and Level 2*” section above to help you decide.
3. Determine in which Thematic Cluster your project idea fits best. You can review “*Annex 1: Thematic Cluster descriptions*” to this document to help you decide.
4. Recommended: join the Level 1 information session on Tuesday 28th of October 2025 from 14:00 – 15:00. You can [sign up here](#). We will provide more information about the Biotech Booster program and the application and selection process. You will be able to ask questions that you may have.
5. Recommended: make sure you are in contact with your local knowledge transfer office and discuss your project idea before you complete the pre-application form.
6. Submit [the pre-application form on the Biotech Booster website](#) before Sunday 30th of November 2025, 23:59.

Available documentation

1. An example pre-application form is available on our website ([Example Biotech Booster Pre-application Form](#)).
2. Requirements for applying for the Biotech Booster program are available from <https://www.dus-i.nl/subsidies/biotech-booster>.
3. Thematic cluster descriptions can be found on our website ([Thematic Clusters - Biotech Booster](#))

Step 2: Submission 1st version application form and preparations for project video

Deadline: 9th of January 2026, 23:59

You will be informed by Tuesday 9th of December 2025 whether your project idea fits with the objectives of the Biotech Booster subsidy scheme and qualifies for submitting a full application for the selection process. Only application forms of eligible projects will be

taken into consideration. A Biotech Booster business or impact developer will be assigned to each project to give advice during the preparation of the application documents. Please note that preparing the application documents remains the responsibility of the applicant. This advice is not a final decision and no rights can be derived from it.

Required actions

1. Recommended: join the Level 1 Application Form information session on Thursday 11th of December 2025 from 14:00 – 15:00. You can [sign up here](#). We will provide more information about how to complete the Level 1 Application Form. You will be able to ask questions that you may have.
2. Complete the Biotech Booster Level 1 Application Form.
3. Save the Biotech Booster Level 1 Application Form as a .pdf file and name BB26XXX_Application form_v1.
4. Submit the Biotech Booster Level 1 Application Form before Friday 9th of January 2026, 23:59 by sending an email to submissionportal@biotechbooster.nl. Always mention **“BB26XXX: Submission application documents”** in the subject of the email.
5. Recommended: already start preparing the project video that you have to submit in the next step.
6. If applicable, review the Biotech Booster TC agreement and the letter of intent confirming that you agree with signing the TC agreement. Applicants and partners who have not signed the TC agreement are required to do so before they become eligible to submit their grant application to DUS-I. When this applies, you will be informed about this by Biotech Booster.

Available documentation

1. A template Biotech Booster Level 1 Application Form is available on our website ([Information 2026 round - Biotech Booster](#)).
2. An instruction for submission of application documents is available in the “

3. *Instructions for submitting application documents*” section of this document.
4. An instruction for preparing the project video is available on our website ([Biotech-Booster-Level-1-Instruction-Project-Video](#)).
5. A copy of the TC agreement will be provided to applicants when this is applicable.
6. A Template of the letter of intent will be provided to applicants when this is applicable.

Step 3: Submission final application form and project video

Deadline 27th of February 2026, 23:59

You will receive feedback on the first version of your Level 1 Application Form by Friday 13th of February 2026. Based on this feedback you can improve your Level 1 Application Form and write a rebuttal document where you explain how you took the feedback along when finalizing your application (including the project video).

Required actions

1. Finalize the Biotech Booster Level 1 Application Form based on the provided feedback.
2. Save the Biotech Booster Level 1 Application Form as a .pdf file and name BB26XXX_Application form_final.
3. Finalize the Biotech Booster Level 1 Rebuttal Form based on the provided feedback.
4. Save the Biotech Booster Level 1 Rebuttal Form as a .pdf file and name BB26XXX_Rebuttal form_final.
5. Finalize the project video.
6. Save the project video as BB26XXX_Project video_final. Make sure the file size does not exceed 30 MB (video compression instructions are available in the “*Instructions for reducing the size of project videos*” section of this document).
7. If applicable, write and sign a letter of intent confirming that you agree with signing the TC agreement.
8. Save the signed letter of intent as .pdf file and name BB26XXX_Letter of intent
9. Submit the Biotech Booster Level 1 Application Form, Project Video and, if applicable, the letter of intent before Friday 27th of January 2026, 23:59 by sending an email to submissionportal@biotechbooster.nl. Always mention “**BB26XXX: Submission application documents**” in the subject of the email.

Available documentation

1. A template Biotech Booster Level 1 Rebuttal Form is available on our website ([Information 2026 round - Biotech Booster](#)).

2. An instruction for submission of application documents is available in the “*Instructions for submitting application documents*” section of this document.
3. An instruction for preparing the project video documents is available on our website ([Biotech-Booster-Level-1-Instruction-Project-Video](#)).
4. A copy of the TC agreement will be provided to applicants if this is applicable.
5. A Template of the letter of intent will be provided to applicants if this is applicable.

Step 4: Preparation of submission documents and submission to DUS-I

Deadline: 15th of September 2026, 23:59 (expected)

You will be informed whether your project idea is selected for the Biotech Booster program by Friday 1st of May 2026. Only selected project ideas will be able to submit their grant application to DUS-I. The Biotech Booster business or impact developer that is assigned to your project will guide you through the process of completing all necessary documentation and will be present during the submission of your project to DUS-I.

The formal deadline for submitting projects to DUS-I is expected to be Tuesday 15th of September 2026, 23:59. We recommend to plan your submission as early as possible, but at least 2 weeks before the formal deadline. After submitting your project, DUS-I will perform a final check on your full application, which can take up to 13 weeks. After the confirmation by DUS-I and within 6 months of submitting your project to DUS-I you can start with the execution of your project.

Required documents for submission to DUS-I

The following documents are necessary for the submission of your grant application to DUS-I.

Table 1: Overview of required documents for submission of Level 1 grant applications to DUS-I

Document	Comment and/or link
BB26XXX_1_Biotech Booster Level 1 Application Form	A template Biotech Booster Level 1 Application Form is available on our website (Information 2026 round - Biotech Booster).
BB26XXX_2_Budget application form	A template Budget Application Form is available on our website (Information 2026 round - Biotech Booster). Should be approved by a financial controller in your organization. The budget form has to be completed in Dutch, but an English explanation is available on our website (Explanatory-notes-Biotech-Booster-Budget-Application-Form).

BB26XXX_3_Biotech Booster declaration and advice level 1	Provided by Biotech Booster Business or Impact Developer during the submission moment
BB26XXX_4_Biotech Booster authorization form	To authorize the assigned person to submit the grant application and future reporting to DUS-I. A template authorization form is available on our website (Information 2026 round - Biotech Booster).
BB26XXX_5_Annex 3 Project Agreement	In case of multiple project partners. A template Project Agreement is available on our website (Information 2026 round - Biotech Booster).
BB26XXX_6_Annex 5 Accession Document	In case the main applicant and/or one of the project partners has not signed the TC agreement yet. A template Accession Document is available on our website (Template Accession Document).
BB26XXX_7_IKS declaration from RVO	If using IKS in budget application form
BB26XXX_8_list of IKS rates	If using IKS in budget application form
BB26XXX_#_Verklaring yyy	If applicable. In some cases additional documents need to be submitted, depending on the specifics of the projects and/or the project partner(s). An overview of these documents can be found on the DUS-I website under “Verklaringen” (https://www.dus-i.nl/subsidies/biotech-booster).

Required actions

1. Complete the budget application form. We recommend that you do this together with your Biotech Booster business or impact developer. The budget application form should be completed in accordance with your organization’s financial rules, so make sure the budget is approved by your financial controller or grant officer.
 - a. In case you used IKS rates in the budget application form, make sure you add the latest IKS declaration from RVO and a list of IKS rates to your application documents.
2. Make sure the required person is authorized to submit the grant application and future reporting to DUS-I. Make sure the right person within your organization grants the authorization by signing the Biotech Booster authorization form.
3. If applicable
 - a. Sign the project agreement (Annex 3 to the TC agreement) together with all project partners.
 - b. Sign the Accession document of the Biotech Booster TC agreement (Annex 5 to the TC agreement).

4. Review the <https://www.dus-i.nl/subsidies/biotech-booster> page to assess which “Verklaringen” are applicable to your project. Make sure you complete these before you start your grant application to DUS-I.
5. Recommended: once the DUS-I grant portal is available (expected Q2 2026) you can do a test application to make sure you have all the required documents.
6. Submit your project to DUS-I. This has to be done by the authorized person together with your Biotech Booster business or impact developer.

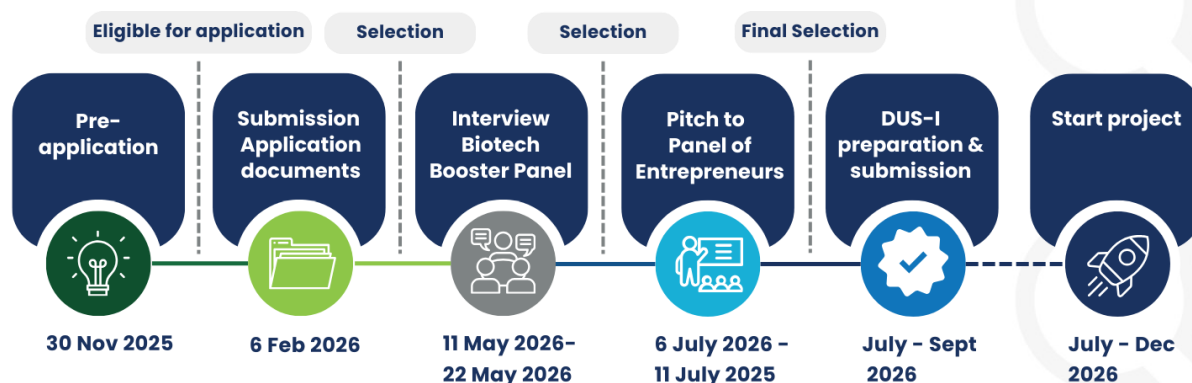
Available documentation

1. A template Biotech Booster Level 1 Application Form is available on our website ([Information 2026 round - Biotech Booster](#)).
2. A template Budget Application Form is available on our website ([Information 2026 round - Biotech Booster](#)).
3. An English explanation to the Budget Application Form is available on our website ([Explanatory-notes-Biotech-Booster-Budget-Application-Form](#)).
4. A template authorization form is available on our website ([Information 2026 round - Biotech Booster](#)).
5. A template Project Agreement (Annex 3) is available on our website ([Information 2026 round - Biotech Booster](#)).
6. A copy of the TC agreement will be provided to applicants when this is applicable.
7. A template Accession Document (Annex 5) is available on our website ([Template Accession Document](#)).
8. An overview of additional documents (Verklaringen) can be found on the DUS-I website (<https://www.dus-i.nl/subsidies/biotech-booster>) under “Verklaringen”.

Information and instructions for Level 2 (Proof-of-Concept) applicants

Background of the application and selection process

The application for a Level 2 Proof-of-Concept project will include 5 steps. Your application will be assessed by several selection committees and the final selection will be made by a Panel of Entrepreneurs. Your application will start by filling in the pre-application form. If your application is found to be eligible to apply as the Level 2 Proof-of-Concept project, you proceed to submit your application documents. A Biotech Booster Selection committee, consisting of Biotech Booster Business and Impact developers, will perform the first selection. If selected, you may proceed to be interviewed by the Biotech Booster panel. The best projects will proceed to the Pitch to the Panel of Entrepreneurs. The Panel of Entrepreneurs will decide if your project is eligible for DUS-I submission. Biotech Booster, as main applicant of the grant will provide guidance in the preparation for DUS-I submission.



Application instructions

Step 1: Pre-application

Deadline: 30th of November 2025, 23:59

For this subsidy call a pre-application is mandatory. We use the information provided in the pre-application form to check whether your project idea fits within the objectives of the Biotech Booster subsidy scheme. We recommend that you prepare yourself before you start the completion and submission of the pre-application form.

Required actions

1. Make sure your project idea meets the formal subsidy requirements as mentioned by DUS-I. For more information you can review the “*Subsidy scheme & criteria*”

section above and this webpage <https://www.dus-i.nl/subsidies/biotech-booster>.

2. Make sure that Level 2 of the Biotech Booster program fits best with your project idea. You can review the “*Project roadmap and required project maturity levels for application to Level 1 and Level 2*” section above to help you decide.
3. Determine in which Thematic Cluster your project idea fits best. You can review “*Annex 1: Thematic Cluster descriptions*” to this document to help you decide.
4. Recommended: join the Level 2 information session on Thursday 30th of October 2025 from 11:00 – 12:00. You can [sign up here](#). We will provide more information about the Biotech Booster program and the application and selection process. You will be able to ask questions that you may have.
5. Recommended: If you are planning to apply via a knowledge institute, it is recommended to have contact with a business developer from your local knowledge transfer office.
6. Submit [the pre-application form on the Biotech Booster website](#) before Sunday 30th of November 2025, 23:59.

Available documentation

1. An example pre-application form is available on our website ([Example Biotech Booster Pre-application Form](#)).
2. Requirements for applying for the Biotech Booster program are available from <https://www.dus-i.nl/subsidies/biotech-booster>.
3. Thematic cluster descriptions can be found on our website [Thematic Clusters - Biotech Booster](#)

Step 2: Submission application documents

Deadline: 6th of February 2026, 23:59

You will be informed by Tuesday 9th of December 2025 whether your project idea fits with the objectives of the Biotech Booster subsidy scheme and qualifies for submitting a full application for the selection process. Only applications of eligible projects will be taken into consideration.

For joining our Level 2 program, the project partners should sign our TC agreement, a Power of Attorney, Project agreement and submit a success sharing proposal. As part of your application you need to already draft these documents and include a letter of intent stating that you are willing to sign these before submission to DUS-I. The submission deadline of the application documents is the 6th of February 2026 23:59.

Required actions

1. Recommended: join the Level 2 information session about the application requirements on Thursday 15th of January 2026 from 14:00 – 15:00. This webinar will explain our Success Sharing, TC agreement, Power of Attorney, Project Agreement and information about the Project Steering Committee. You can [sign up here](#). You will be able to ask questions that you may have.
2. Complete your business plan, proposal on success sharing, slide deck and a project video.
3. Write a letter of intent confirming that you agree with signing the TC agreement, Power of Attorney and Project agreement.
4. Draft the Project agreement (annex 3) and Power of Attorney (annex 4). These documents do not have to be signed yet.
5. Save your application documents (except the project video) as a .pdf file, and make sure that all documents include your “**BB26XXX**” number in the document title. For the project video, make sure that the file size does not exceed 30 MB (video compression instructions are available in the “*Instructions for reducing the size of project videos*” section of this document).
6. Submit the application documents before Friday 6th of February 2026, 23:59 by sending an email to submissionportal@biotechbooster.nl. Always mention **“BB26XXX: Submission application documents”** in the subject of the email.
Please be aware of the maximum attachment size of 30 MB per email. It is possible to send multiple emails to submit all your application documents.

Available documentation

1. A Level 2 Success sharing explanation document is available on our website ([Biotech-Booster-level-2-success-sharing-explanation](#))
2. A guideline for the Biotech Boost Level 2 application documents is available on our website ([Biotech-Booster-Level-2-Guidance-Document](#)).
3. A copy of the TC agreement will be provided to applicants.
4. Templates of the Project agreement (annex 3), Power of Attorney (annex 4) and Accession Document (annex 5) are provided on our website ([Information 2026 round - Biotech Booster](#)).
5. A Template of the letter of intent will be provided.
6. An instruction for submission of application documents is available in the “

7. *Instructions for submitting application documents*” section of this document.

Step 3: Interview by Biotech Booster Panel

Deadline: 24th of April 2026, 23:59

You will be informed by Friday 10th of April 2026 whether your application is selected to proceed to an interview by a Biotech Booster Panel, additionally you will receive feedback on your application documents. A Biotech Booster business or impact developer will be assigned to each project to give context on the feedback, and advice the project during the remainder of the application process. Please note that preparing the application documents remains the responsibility of the applicant. This advice is not a final decision and no rights can be derived from it.

The interview by the Biotech Booster panel will take 30 minutes, during which the project leader is invited to answer questions of the panel on the application. The Biotech Booster panel will consist of four to five members representing the Biotech Boosters management team, Thematic Cluster managers, and business and impact developers. The interviews are scheduled to take place during the weeks of 11–15 May and 18–22 May 2026.

Prior to the interview, you will have an opportunity to respond on the given feedback, and to or clarify any points from your previous application documents. Additional, you need to submit a budget sheet of the project, of which a template is provided. The submission deadline of the application documents is on the 24th of April 2026, 23:59.

Required actions

1. Please take a close look at the provided feedback on your application documents. We expect a reaction on the provided feedback via a rebuttal form. You may edit your business plan, slide deck and proposal on success sharing based on the provided feedback.
2. Complete your budget sheet.
3. Complete your business plan, proposal on success sharing and slide deck.
4. Save your application documents as a .pdf file, and make sure that all documents include your “**BB26XXX**” number in the document title.
5. Submit the application documents before Friday 24th of April 2026, 23:59 by sending an email to submissionportal@biotechbooster.nl. Always mention “**BB26XXX: Submission application documents**” in the subject of the email.

Please be aware of the maximum attachment size of 30 MB per email. It is possible to send multiple emails to submit all your application documents.

Available documentation

1. Template for the rebuttal form is provided on our website ([Information 2026 round - Biotech Booster](#)).
2. A template Budget Application Form is available on our website ([Information 2026 round - Biotech Booster](#)).
3. An English explanation to the Budget Application Form is available on our website ([Explanatory-notes-Biotech-Booster-Budget-Application-Form](#)).
4. An instruction for submission of application documents is available in the “

5. *Instructions for submitting application documents*” section of this document.

Step 4: Pitch to Panel of Entrepreneurs

Deadline: 19th of June 2026, 23:59

By Friday, 5 June 2026, you will be notified whether your application has been selected to proceed to pitch to the Panel of Entrepreneurs. Feedback on your application documents by will also be provided. The Panel of Entrepreneurs consist of 4-6 entrepreneurs, with corresponding expertise regarding your application. This panel is responsible for the final selection of the projects that may enter the Biotech Booster program. You will have the ability to give a 10-minute pitch followed by a ±45 minute Q&A session. The pitches to the panel of entrepreneurs will take place in the week of 6 – 10 July, and the outcome of the final selection will be communicated on the 24th of July at the latest.

Prior to the pitch, you need to submit a revised version of your business plan, slide deck, proposal on success sharing and signed TC agreement before the 19th of June 2026 23:59. To help you prepare for the pitch, we will facilitate a pitch workshop. More details about this will be shared in due time.

Required actions

1. Please take a close look at the provided feedback on your application documents. We expect a reaction on the provided feedback via a rebuttal form. You may edit your business plan, slide deck, budget sheet and proposal on success sharing based on the provided feedback.
2. Complete your reaction on the provided feedback via the rebuttal form.
3. Complete your business plan, slide deck, budget form and proposal on success sharing.
4. Sign the Accession Document (annex 5) of the TC agreement.
5. Save your application documents (except the project video) as a .pdf file, and make sure that all documents include your “**BB26XXX**” number in the document title.
6. Submit the application documents before Friday 24th of April 2026, 23:59 by sending an email to submissionportal@biotechbooster.nl. Always mention “**BB26XXX: Submission application documents**” in the subject of the email.

Please be aware of the maximum attachment size of 30 MB per email. It is possible to send multiple emails to submit all your application documents.

Available documentation

1. Template for the rebuttal form is provided on our website ([Information 2026 round - Biotech Booster](#)).
2. A template Accession Document (Annex 5) is available on our website ([Template Accession Document](#)).
3. An instruction for submission of application documents is available in the “



4. *Instructions for submitting application documents*” section of this document.

Step 5: DUS-I preparation and submission

Deadline: 15th of September 2026, 23:59

You will be informed whether your project idea is selected for the Biotech Booster program by Friday 24st of July 2026. Only selected project ideas will be able to submit their grant application to DUS-I. Biotech Booster will guide you through the process of completing all necessary documentation, and will submit your grant application to DUS-I. The Level 2 Proof-of-Concept subsidy is based on project milestones. Biotech Booster will receive the subsidy funds and make payments to the project as milestones are completed.

The formal deadline for submitting projects to DUS-I is expected to be Tuesday 15th of September 2026, 23:59. We recommend you to plan your submission as soon as possible, but at least 2 weeks before the formal deadline. After submitting your project, DUS-I will perform a final check on your full application, which can take up to 13 weeks. After the confirmation by DUS-I and within 6 months of submitting your project to DUS-I you can start with the execution of your project.

In addition to finalizing the application documents, the Project Steering Committee (PSC) will also be formed during this period. The PSC advises the project team, monitors its progress, and evaluates it against milestones. It has five members: three entrepreneurs, a project partner representative, and an expert. The PSC will be formed through consultation between Biotech Booster and the project team.

Required documents for submission to DUS-I

The following documents are necessary for the submission of your grant application to DUS-I.

Table 2: Overview of required documents for submission of Level 1 grant applications to DUS-I

Document	Comment and/or link
BB26XXX_1_Budget application form	<p>A template Budget Application Form is available on our website (Information 2026 round - Biotech Booster). Should be approved by a financial controller in your organization.</p> <p>The budget form has to be completed in Dutch, but an English explanation is available on our website (Explanatory-notes-Biotech-Booster-Budget-Application-Form).</p>

BB26XXX_2_Biotech Booster declaration and advice level 2	Provided by Biotech during the submission moment
BB26XXX_3_Annex 3 Project Agreement	The project partners needs to sign the project agreement, stating the collaboration on the project between Biotech Booster and the project partners. A template Project Agreement is available on our website (Information 2026 round - Biotech Booster).
BB26XXX_4_Annex 4 Power of Attorney	The project needs to sign the Power of Attorney, which gives Biotech Booster, the exclusive rights to grant and negotiate with potential scale out partners. The execution of these activities will be done by the Project Steering Committee, on behalf of Biotech Booster. A template of the Power of Attorney can be found on our website (Information 2026 round - Biotech Booster).
BB26XXX_5_Annex 5 Accession Document	In case the main applicant and/or one of the project partners has not signed the TC agreement yet. A template Accession Document is available on our website (Template Accession Document).
BB26XXX_7_IKS declaration from RVO	If using IKS in budget application form
BB26XXX_8_list of IKS rates	If using IKS in budget application form
BB26XXX_#_Verklaringen	If applicable. In some cases additional documents need to be submitted, depending on the specifics of the projects and/or the project partner(s). An overview of these documents can be found on the DUS-I website under “Verklaringen” (https://www.dus-i.nl/subsidies/biotech-booster).

Required actions

1. Work together with the Biotech Booster team to finalize all documents and agreements necessary to submit your project to DUS-I and get your project started.
2. Work together with the Biotech Booster team to submit your project to DUS-I.

Available documentation

1. An overview of additional documents (Verklaringen) can be found on the DUS-I website (<https://www.dus-i.nl/subsidies/biotech-booster>) under “Verklaringen”.

Instructions for submitting application documents

With exception of the pre-application form all application documents must be submitted by sending an email to submissionportal@biotechbooster.nl. Please take into account the following:

- **Subject of the email:** Always mention “**BB26XXX: Submission application documents**” in the subject of the email. The BB26XXX is your Biotech Booster number, which you received via an email after submitting your pre-application.
- **Application documents:** Always mention your “**BB26XXX**” number in the title of the documents you submit. For example, BB26XXX_Application form_v1.
- **Size attachment:** Please note that the maximum allowable file size to attach to your email is **30 MB**. In case the total size of the attachments exceeds this limit, you can send multiple e-mails to hand in all the required application documents. Please review the video compression instructions below to reduce the file size of project videos.
- **Example e-mail:**

To: submissionportal@biotechbooster.nl

Subject: BB26XXX - Submission application documents

Attachments: Application documents

Dear Biotech Booster team,

Hereby I submit the application files for BB26XXX.

Attached you can find:

- *First version of the application form (BB26XXX_Application form_v1)*
-

Best regards,

Your name

Instructions for reducing the size of project videos

Since the size of video's is often larger than 30 MB, it is important to compress the file before submitting it to submissionportal@biotechbooster.nl. We have provided links to instructions for two compressing methods to resize your project video, but there are also multiple other ways to compress your files.

Compress via PowerPoint (Windows device)

Note: This does not always work on Apple devices.

- Instructions on compressing a file using PowerPoint can be found via this link:
https://support.microsoft.com/en-us/office/compress-your-media-files-a45c956a-f4a6-4d47-99ef-b408ac5a9a6b#id0edd=newer_versions

Compress with iMovie (Apple device)

Note: iMovie compresses files less compared to the PowerPoint method. If your video is still too large after compressing via iMovie, try compressing it using PowerPoint on a Windows device.

1. Open the video via Finder. In the top bar, click on “archive”, select “Export as” and select a lower resolution.
2. Upload the lower resolution in iMovie, and follow these instructions:
<https://support.apple.com/nl-nl/102371>

Annex 1: Thematic Cluster descriptions

TC 1: Industrial Biotechnology & Production



The cluster Industrial Biotechnology & Production focusses on commercially driven innovations, that utilize microorganisms and their products, fermentation and related processes or modelling approaches to develop and scale or have a major impact on the production of valuable compounds. Examples of valuable compounds are enzymes and other proteins, fats/oils, aromas, polymers, chemicals, building materials and other bio-based products. Applications span across waste water, recycling, chemical, building materials, food, cosmetics, and pharmaceutical sectors.

The goal of our cluster is to support teams and projects to accelerate their innovations toward market readiness with a clear go-to-market strategy and building and contributing to a relevant ecosystem beneficial for these teams and projects. Innovations are commercialized as service, product or other form leading to impact.

Example technologies that fit within this TC:

- ✓ Production of (novel) biobased polymers using micro-organisms
- ✓ Recycling of polymers (bio or non-bio) using biotechnology (e.g. enzymes)
- ✓ Wastewater treatment
- ✓ Development of novel enzymes
- ✓ Development of new production organisms
- ✓ Novel software /AI based solutions to model for example production organisms
- ✓ Use of CO₂, H₂, CH₄ or other alternative substrates instead of regular substrates for fermentation

TC 2: Agriculture & Food



Green biotechnology uses biological systems and organisms to develop environmentally sustainable solutions for the agriculture, food and feed sectors. It involves a wide range of technologies spanning from 'traditional' food fermentation, precision fermentation, cultured meat or crop editing of plants towards microbiome solutions for soil, health and wellbeing as well as nutraceutical development. We must feed a growing global population sustainably and healthily, even as climate change, biodiversity loss, and environmental decline strain food production and supply chains.

In this Agriculture & Food Thematic Cluster (TC 2) Biotech Booster connects academia, industry and serial entrepreneurs at an early stage to accelerate the growth of the project teams: to ensure that our society can benefit more quickly from the potential that biotechnology has to offer.

Example technologies that fit within this TC:

- ✓ Using biotechnology to create stress tolerant and climate change resilient crops.
- ✓ Using engineered microbes and/or precision fermentation to produce high-value food ingredients such as dairy proteins, egg proteins, natural sweeteners, and flavor compounds sustainably.
- ✓ Engineering soil microbes to improve plant health, nitrogen fixation, phosphorus uptake, and overall soil health, reducing dependency on synthetic fertilizers.
- ✓ Applying computational tools to analyze genetic and biological data, accelerating discoveries and sustainable practices in Agriculture.
- ✓ Applying biotechnology to produce vitamins, pre/pro/syn-biotics, antioxidants, nutraceuticals and omega-3 fatty acids at scale for healthier diets.

TC 3: ATMPs , Biopharmaceuticals & Associated Enabling Technologies



This sub-category within red biotechnology focuses on developing innovative medicines for human use based on genes, tissues or cells, biopharmaceuticals, and technologies that enhance the discovery, development and efficacy of ATMPs and biopharmaceuticals. These all play a key role in advancing personalized medicines, improving patient outcomes and better global healthcare.


In this ATMPs , Biopharmaceuticals & Associated Enabling Technologies Thematic Cluster (TC 3) Biotech Booster connects academia, industry and serial entrepreneurs at an early stage to accelerate the growth of the project teams: to ensure that our society can benefit more quickly from the potential that biotechnology has to offer.

Example technologies that fit within this TC:

- ✓ A cell therapy for the treatment of an eye disease
- ✓ A peptide that restores lung function
- ✓ A gene therapy to treat a neurological disorder
- ✓ A liposome-based delivery technology to target immune cells

- ✓ An antibody drug conjugate to suppress cancer cells

TC 4: Diagnostics & Services




This subcategory of red biotechnology supports commercially driven projects aimed at improving the collection and analysis of (human) biological data by detecting, measuring, and monitoring physiological, biochemical, and genetic characteristics. It also supports services related to these processes. These efforts enhance (clinical) research, patient care, optimize treatment plans, and improve healthcare overall.

In this Diagnostics & Services Thematic Cluster (TC 4) Biotech Booster connects academia, industry and serial entrepreneurs at an early stage to accelerate the growth of the project teams: to ensure that our society can benefit more quickly from the potential that biotechnology has to offer.

Example technologies that fit within this TC:

- ✓ Immunoassay kit for screening of infectious diseases.
- ✓ A disposable photonic chip for the early detection of cancer.
- ✓ Fluorescence based technology for point-of-care diagnosis of pathogens.
- ✓ Proteomics for diagnosing and stratifying patients with neurogenerative diseases.
- ✓ RNA sequencing and machine learning technology to predict the efficacy and safety of drugs.
- ✓ A new biomarker to detect liver diseases.

TC 5: Vaccines, Small Molecules, Discovery & Development Platforms



The cluster Vaccines, Small Molecules, Discovery & Development Platforms (TC 5) focuses on biotechnology innovations to prevent and treat human diseases with vaccines and small molecules, while advancing cutting-edge platform technologies that drive the discovery, testing, and development of future therapeutics.

Via this cluster, we connect academia, entrepreneurs and industry at an early stage in order to accelerate the translation of early science into tangible biotechnology treatments for patients and society to benefit from.

Example technologies that fit within this TC:

- ✓ A novel compound / chemical entity (or a family of entities) to modulate a cellular process
- ✓ A novel prodrug that consists of either novel or existing molecules that enable localized / on target activation
- ✓ An antigen or other compound that can be used to activate the immune system for either curative or preventive purposes (novel vaccines)
- ✓ A novel *in vitro*- or *in vivo* model system that for instance be used to research specific diseases or treatments
- ✓ Novel platform technologies using imaging, “-omics”, AI, etc. with direct biomedical use cases to create new treatments or preventive actions